

Cup Type:

Soup Pot Lid

Cup Size:

12oz & 16oz

Artwork Advice Check List

Please make sure all logos, illustrations, pictures & fonts used in your artwork are included with the files you are supplying. Please ensure that:

- All pictures (non vector images) are supplied as CMYK high resolution, ie. 300dpi.

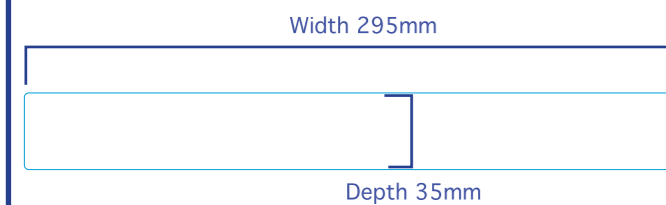
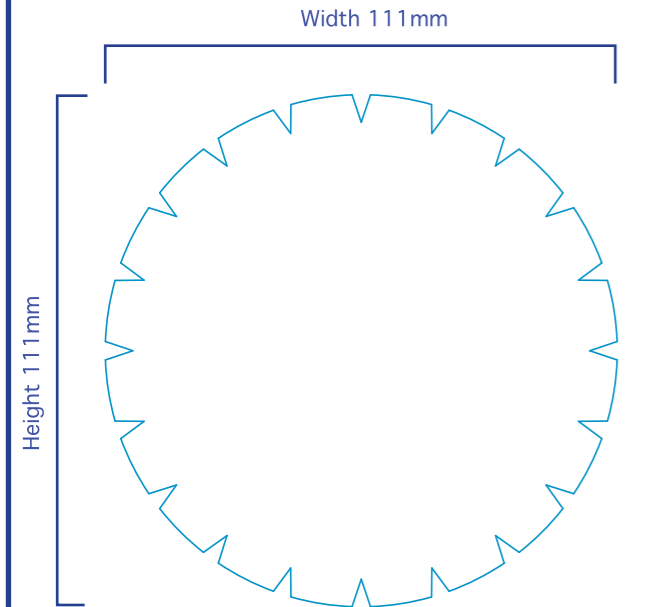
- All Logos & illustrations containing Pantone colours are saved as such for Coated or Uncoated paper stock.
- If using tint panels with Pantone colours, check that they are coloured correctly.
- Bleeds have been added where required to at least 3mm.

- Make sure if not supplying us fonts used, that they are converted to "Outline".
- Make sure you supply us coloured samples if we are to match colour at printing.

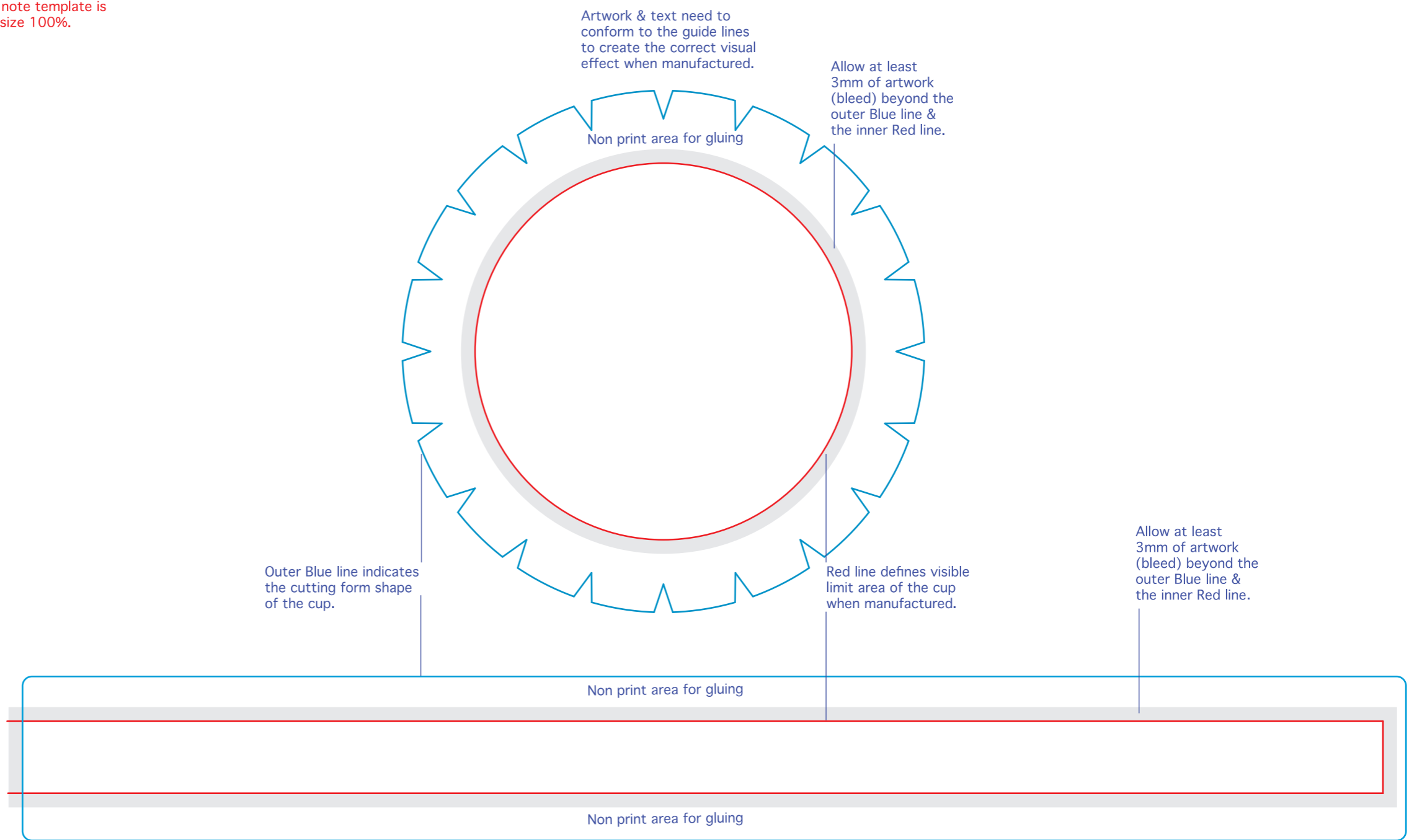
Please note template is actual size 100%.

Cup Dimensions

These measurements provide additional details for your design consideration.



Measurements are approx.



Please Note: Pantone to CMYK conversion

Our main printing process used for printing cups is high resolution full colour process or CMYK. This process is great for accurate representation of photos and graphics. We do however convert all pantone references to the CMYK version of this reference. For the most part this is very accurate, but there are some colours not as accurate as others. The colours on most discrepancy to be aware are bright oranges such as PMS 021. If you use a bright orange please contact a member of our team.

Black Mixes using all 4 Process Colours are not recommended as they might print as dark brown due to high ink coverage. To print Black we advise to use K100% only, additionally to achieve deep black Cyan boost between 40-60% can be used.

Text 6pt and below might not be legible, please take care with small imprints and symbols like: ©™

Thickness of the lines below 0.5pt might differ from screen appearance, especially on matt finish cups with dark background and bright graphics elements.

PDF's are for content and not Colour correct. Whilst every effort has been made to ensure the accuracy of both the layout and text in this artwork please ensure that you are 100% happy with the content before approving the design for print.

Disclaimer

Please read and check your artwork carefully that it is correct for all text and print detail. We are unable to accept any liability errors or emissions once the artwork has been approved.

Late returns of approval of the artwork will affect delivery dates. Delivery dates can only be arranged once artwork approval has been received.

Digital proofs are representative of layout and design, but not accurate to colour and are not to be used as specification sheets. Please also note 'on screen' colours can show variance to print colours, & will differ on different materials used in the final print.

- Cutting form
- Bleed area - 3mm
- Limit to visible area
- Guide lines

Please Note: Any bands of colour running around the cup may not join correctly at the seam due to movement when the cup is formed. Please allow for 1mm movement up and down.

